


CombiNorm

Centrifugal pump according to EN 733 (DIN 24255)



The SPX FLOW Johnson Pump Combi system is a modular programme of single stage centrifugal pumps with a high degree of interchangeability of parts between the different pump constructions.

The Combi pumps cover an extensive series of centrifugal pumps which can be supplied as horizontal, vertical and submerged pumps. A number of standards were taken into account in the designing of this pump series; EN 733 (DIN 24255), EN 22858 (ISO 2858 / DIN 24256), ISO 5199 and API 610.

Based in Charlotte, North Carolina, SPX FLOW (NYSE: FLOW) is a multi-industry manufacturing company with operations in more than 35 markets worldwide. SPX FLOW's innovative, world-class products and highly-engineered solutions are helping to meet the needs of a constantly developing world and growing global population. You'll find our innovative solutions in everything from dairy plants and power plants to oil and gas pipelines, and the power grid. SPX FLOW is really everywhere you look.

We help our customers around the globe expand and enhance their food and beverage, power and energy and industrial production processes. For more information, please visit www.spxflow.com

CombiNorm


Always the right pump!

The CombiNorm is a centrifugal pump according to EN733 (DIN 24255). This is one of the most versatile pump types. The pump has a wide range of shaft sealing options, varying from gland packing to balanced cartridge double seal. Standard and heavy duty bearings are available, either grease or oil lubricated. That's why CombiNorm is always the right pump!

CombiNorm represents a range of horizontal centrifugal pumps suited for handling low-viscosity, clean or slightly contaminated liquids. The pump is designed to EN 733 (DIN 24255); however the number of available types is somewhat larger, which provides a wider hydraulic field.

A characteristic of the CombiNorm is the large number of material, shaft seal and bearing system options. The modular design offers maximum interchangeability between the variants. Hence CombiNorm is able to handle most pump duties. If more sophisticated components are required, only the relevant bearing or shaft seal module needs to be replaced with the one having the right specifications.

The Back Pull Out design greatly facilitates maintenance of the CombiNorm. Thanks to the similarity between the structural parts, the stock of spare parts can be limited.

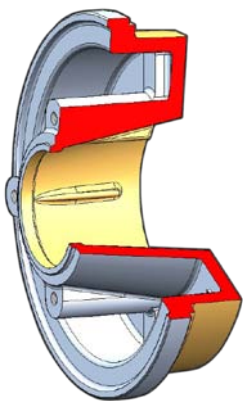


Typical product applications



KEY FEATURES

- Available in several materials
- Only 5 shaft groups for the whole range
- Suitable for a wide range of duties
- Mechanical seals according to EN 12756 (DIN 24960)
- Single and double cartridge seals
- Oil or grease lubricated heavy duty bearing
- Back Pull Out principle
- Pump cover options for cylindrical bore and tapered bore



tapered bore seal
chamber option

TAPERED BORE SEAL CHAMBER OPTION

The CombiNorm pumps offer a tapered bore seal chamber option to improve the service life of the mechanical seal.


The conical seal chamber diverts solids and slurry away from the mechanical seal and provides for better cooling of the seal which will increase the life of the seal.

Ribs in the chamber effectively disrupt any vortex formation.

From know-how to finding solutions


INDUSTRY

CombiNorm's ample choice of shaft sealing options and its availability in several materials makes it a very suitable pump for general purposes. Complying to EN 733 (DIN 24255), provided with industrial standard gland packing or mechanical seals according to EN 12756 (DIN 24960) CombiNorm is always the right pump.



UTILITY

Applications of the CombiNorm within utility buildings are as general duty pumps, circulation pumps in heating systems and pumps in water purification plants.



Features and *Benefits*

PUMP PERFORMANCE

- optimised volute design
- *high efficiency*
- smooth surfaces
- *minimal internal losses*

MATERIAL OPTIONS

- available in cast iron, nodular cast iron and bronze
- impellers available in cast iron, bronze and stainless steel
- other material available upon request
- *suitable for a wide range of applications*

SUCTION CAPABILITIES

- smooth suction entry in pump casing
- smooth surface
- *optimum NPSH*
- anti rotation vane
- *minimal flow distortion giving better suction capabilities*

PUMP CASING

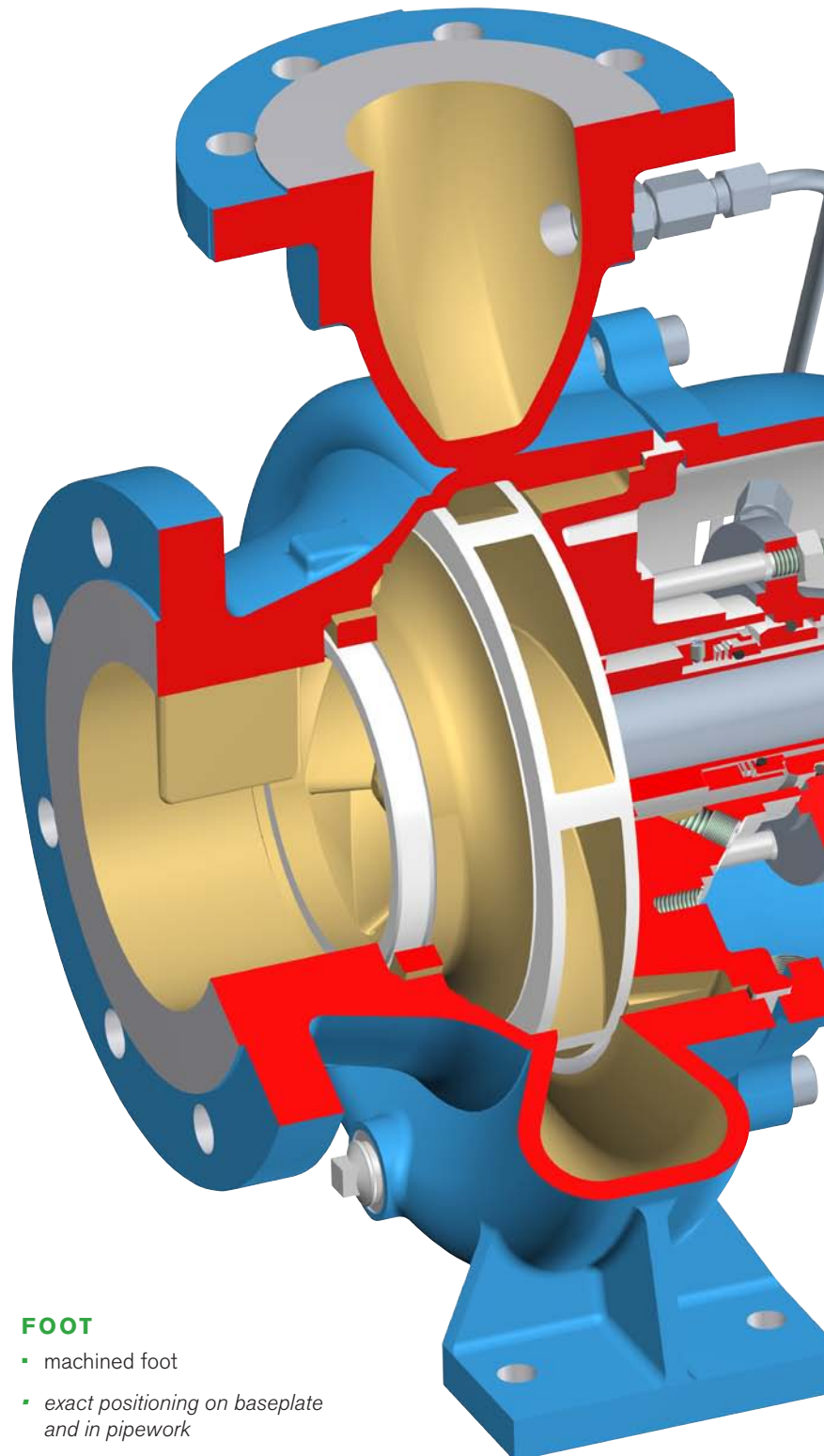
- flanges according to ISO 7005 PN 10/PN 16
- max. working pressure 1000 kPa (10 bar)
- *wide range of applications*
- large drain opening
- *complete and fast draining of the casing*

IMPELLER LOCKING

- stainless steel impeller cap nut with flat gasket
- *reliable and economic locking*

IMPELLER BACK VANES

- flat cover for hydraulic balancing
- back vanes for hydraulic balancing
- *extended bearing life*
- *keeps solids away from shaft sealing area*
- *circulation flow over mechanical seal*



FOOT

- machined foot
- *exact positioning on baseplate and in pipework*

SHAFT

- steel alloy or stainless steel shaft
- *rigid, reliable shaft*
- most seal options with shaft sleeve (extended impeller key ensures co-rotation of the shaft)
- *no contact between shaft and pumped liquid when shaft sleeve applied*

OIL LUBRICATION

- breather / filling plug on top
- oil bath
- oil sight glass
- constant level oiler
- large drain plug

SHAFT SEALING

- 8 possible mechanical EN 12756 (DIN 24960)-seal options, including cartridge seals
- sealing rings and elastomers in several possible combinations
- mechanical seal flushed by pumped liquid (plan 11)
- quenched mechanical seal option mechanical seal option with cooling / heating jacket
- 3 possible gland packing options e.g. with cooling cover or external flush
- *suitable for many possible applications*
- *suitable for many liquids*
- *also suitable for high temperatures*
- Tapered bore seal chamber with or without flush plan

BEARINGS

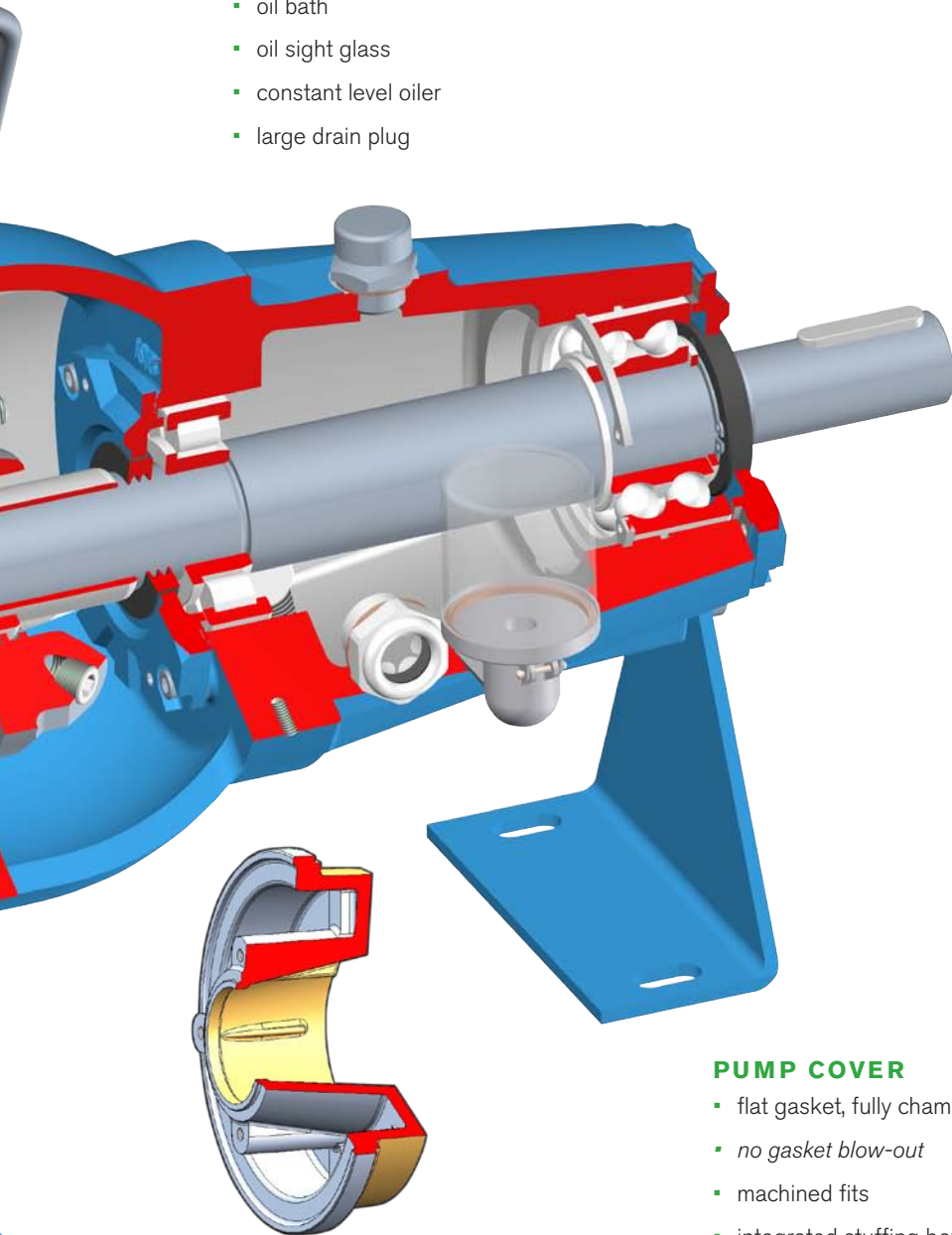
- 2-deep groove ball bearings sealed for life or oil lubricated double row angular contact bearing and roller bearing greased for re-lubrication or oil lubricated
- *extended MTBF*
- *economic bearing lock-up*
- rigid cast iron bearing bracket construction
- *exact alignment*

EASY AND LOW COST MAINTENANCE

- Back Pull Out principle
- *reduced maintenance downtimes, quick and easy impeller replacement*
- mechanical seals according to EN 12756 (DIN 24960)
- *reduced maintenance costs*
- cartridge seals
- changeable wear ring
- *reduced maintenance costs*

PUMP COVER

- flat gasket, fully chambered
- *no gasket blow-out*
- machined fits
- integrated stuffing box/mechanical seal chamber with cylindrical bore
- *perfect alignment of all components*
- integrated pump cover with tapered bore seal chamber with flow-guiding ribs
- *optimize seal life through improved heat dissipation*




tapered bore seal chamber option


Shaft sealings

CombiNorm is available with the following shaft sealing configurations:

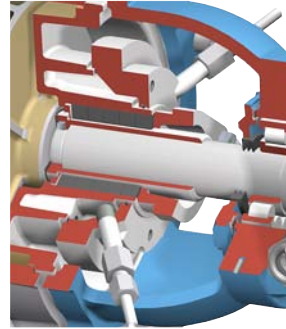
GLAND PACKING OPTIONS:



S2
Soft packing ring, shaft sleeve




S3
Soft packing ring, shaft sleeve,
lantern ring




S4
Soft packing ring, shaft sleeve,
cooling jacket


MECAHNICAL SEAL OPTIONS:




M1
Single mechanical seal,
unbalanced




M2 MG12 / M7N
Single mechanical seal,
unbalanced, shaft sleeve




M3 HJ92N / HJ977GN
Single mechanical seal,
balanced, shaft sleeve




MQ2 MG12 / M7N
Single mechanical seal, unbalanced,
dry-running protection or pressure-
less quench, shaft sleeve




MQ3 HJ92N / HJ977GN
Single mechanical seal,
balanced, dry-running protection
or pressure-less quench, shaft
sleeve



MW2 MG12 / M7N
Single mechanical seal,
unbalanced, cooling/heating
jacket, shaft sleeve



MW3 HJ92N / HJ977GN
Single mechanical seal, balanced,
cooling/heating jacket, shaft
sleeve

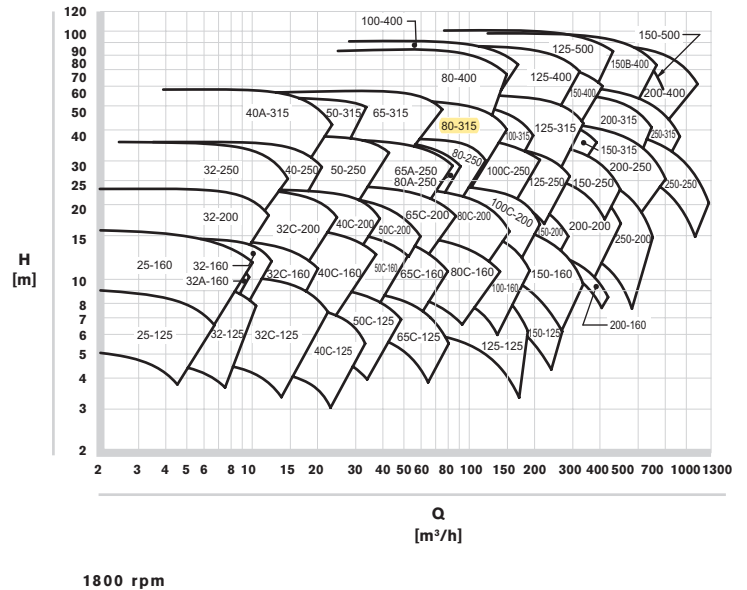
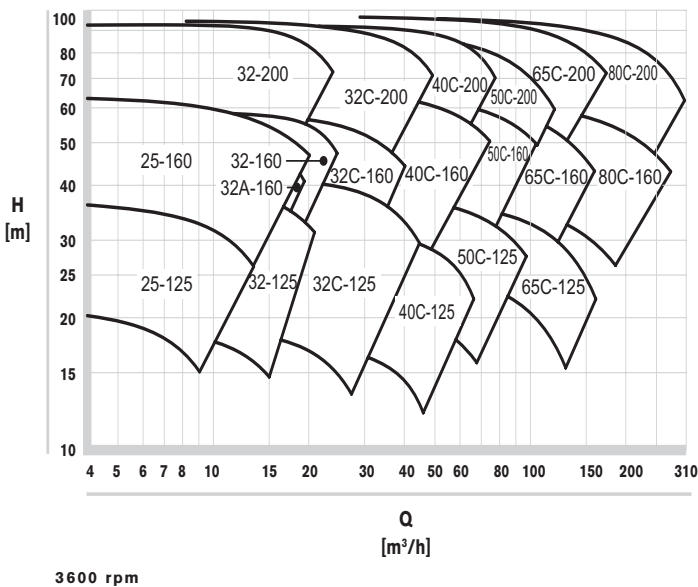
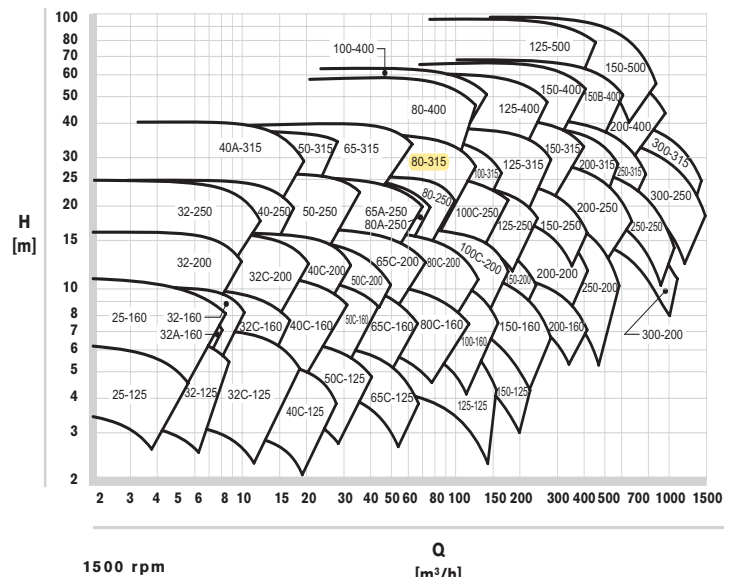
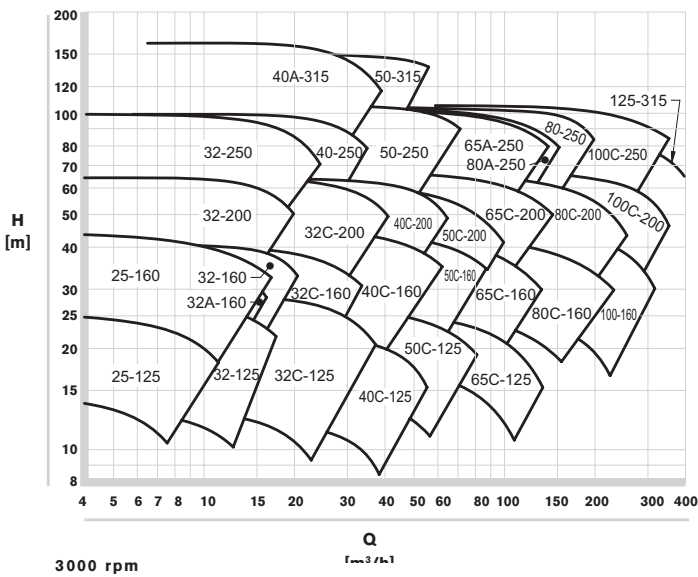


CARTRIDGE SEALS
single, single with quench and
double seals

Technical data

Max. capacity	1500 m ³ /h
Max. head	160 m
Max. working pressure	1600 kPa (16 bar)
Max. temperature	200 °C
Max. speed	3600 rpm

Hydraulic performance data



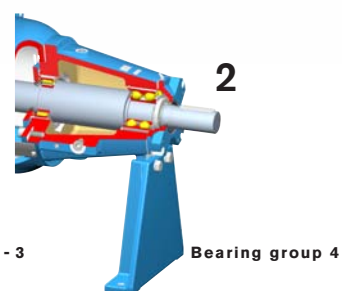
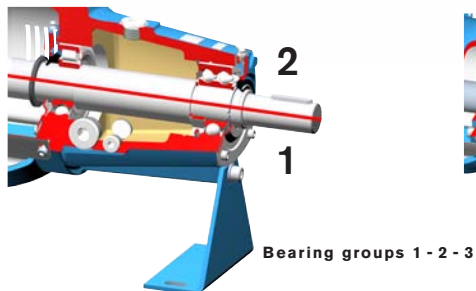
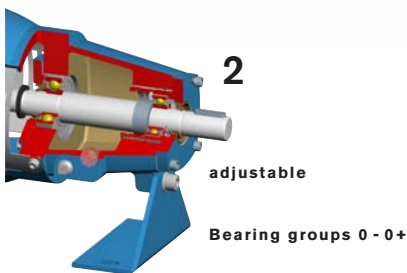
Subject to alterations

Bearing

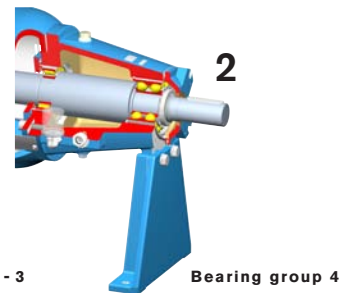
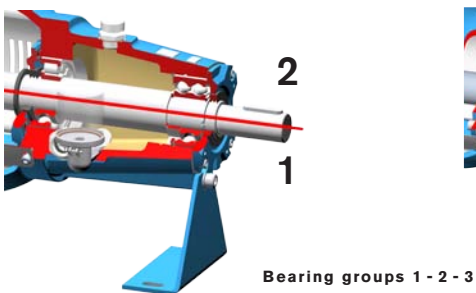
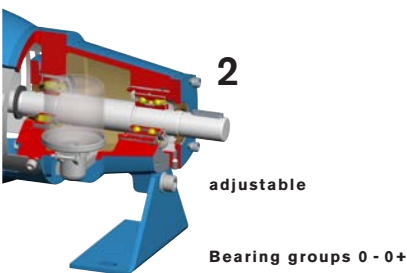
The CombiNorm has 2 bearing arrangements:

1. two deep-groove ball bearings (grease lubricated "sealed for life")
2. a double-row (two single – bearing group 4) angular contact ball bearing in combination with a roller bearing

Both versions can be provided grease lubricated as well as oil lubricated.



Grease lubrication



Oil lubrication

Your local contact:

<http://www.spxflow.com/en/johnson-pump/where-to-buy/>

SPX FLOW TECHNOLOGY ASSEN B.V.

Dr. A.F. Philipsweg 51, 9403 AD Assen
P.O. Box 9, 9400 AA Assen, THE NETHERLANDS
P: +31 (0)592 37 67 67
F: +31 (0)592 37 67 60
E: johnson-pump.nl.support@spxflow.com

SPX FLOW reserves the right to incorporate our latest design and material changes without notice or obligation.

Design features, materials of construction and dimensional data, as described in this bulletin, are provided for your information only and should not be relied upon unless confirmed in writing. Please contact your local sales representative for product availability in your region. For more information visit www.spxflow.com and www.johnson-pump.com.

The green ">" is a trademark of SPX FLOW, Inc.

JP_413_GB Version: 03/2016 Issued: 03/2016

COPYRIGHT © 2016 SPX FLOW, Inc.